


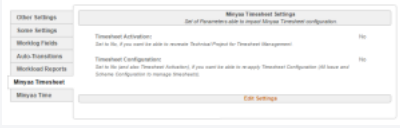
Minyaa Time Settings

Minyaa Time comes with different set of settings manages through the plugin **Alkaes Settings Management**.

Worklog Permissions and Closure Periods

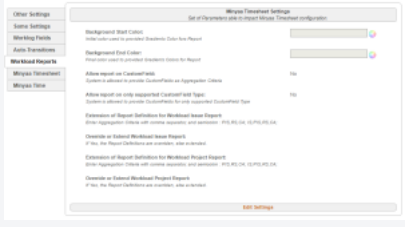
Settings	Description
	<p>If True then administrator will have to apply this permission explicitly to authorized users.</p> <p>See details in Browse Worklog Permission</p>
<p>Closure Period Settings</p>	
<p>Worklog Create Closure</p>	<p>If enabled, a control will done to check if a user is allowed to log Work depending on Worklog Start Date.</p>
<p>Worklog Update Closure</p>	<p>If enabled, a control will done to check if a user is allowed to update Work depending on Worklog Start Date</p>
<p>End Date for Worklog Create Closure</p>	<p>End Date of the period concerned by the Worklog Create Closure (expressed in Relative Date, i.e. EOM-1M)</p>
<p>End Date for Worklog Update Closure</p>	<p>End Date of the period concerned by the Worklog Update Closure (expressed in Relative Date, i.e. EOM-1M)</p>
<p>Worklog Create Closure Period</p>	<p>Define how long is the delayed period for which Create Worklog is allowed until Respite Date (expressed in Relative Date against End Closure)</p>
<p>Worklog Update Closure Period</p>	<p>Define how long is the delayed period for which Update Worklog is allowed until Respite Date (expressed in Relative Date against End Closure)</p>
<p>Create Worklog Respite Date</p>	<p>Define the date until a User is allowed to log work for the Delayed Period. It is expressed in Relative Date against today (EOW, EOW+2D) or against Closure Date (+5D)</p>
<p>Update Worklog Respite Date</p>	<p>Define the date until a User is allowed to update work for the Delayed Period. It is expressed in Relative Date against today (EOW, EOW+2D) or against Closure Date (+5D)</p>
<p>Delay in Days allowing Worklog Update</p>	<p>Delay in days since begin of month, where worklogs update is allowed on Previous month and before.</p>
<p>Delay in Days allowing Worklog Creation</p>	<p>Delay in days since begin of month, where worklogs creation is allowed on Previous month and before.</p>

Timesheet Management


Settings	Description
	<p>Set to No, if you want be able to recreate Technical Project for Timesheet Management.</p> <p>See details in Timesheet Configuration</p>

Timesheet Configuration	<p>Set to No (and also Timesheet Activation), if you want be able to re-apply Timesheet Configuration (All Issue and Scheme Configuration to manage timesheets).</p> <p>See details in Timesheet Activation</p>
--------------------------------	--

Workload Reports

Settings	Description
	
Background Start Color	Initial color used to provided Gradients Color for Report
Background End Color	Final color used to provided Gradients Colors for Report
Allow report on CustomField	System is allowed to provide CustomFields as Aggregation Criteria
Allow report on only supported CustomField Type	System is allowed to provide CustomFields for only supported CustomField Type
Extension of Report Definition for Workload Issue Report	Enter Aggregation Criteria with comma separator, and semicolon : PIS,RS,CA; IS,PIS,RS,CA;
Override or Extend Workload Issue Report	If Yes , the Report Definitions are overridden, else extended.
Extension of Report Definition for Workload Project Report	Enter Aggregation Criteria with comma separator, and semicolon : PIS,RS,CA; IS,PIS,RS,CA;
Override or Extend Workload Project Report	If Yes , the Report Definitions are overridden, else extended.

Worklog Fields Settings

Settings	Description
	
Projects using Worklog Fields	<p>List of Project Keys (separated by) where Worklog Fields are shown. They are always shown if the list is empty.</p> <p>See details in Worklog Fields</p>