

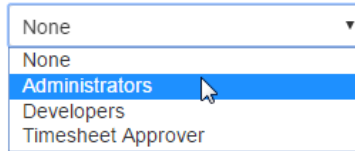
Single and Multi Project Role Pickers

What is it?

These two customfields allow to select :

- one Project Role

Single Project Role
Picker

A dropdown menu for the Single Project Role Picker. It has a blue border and a downward arrow on the right. The options are: None, None, Administrators (highlighted in blue), Developers, and Timesheet Approver.

- or more Project Roles

Multi Project Role
Picker

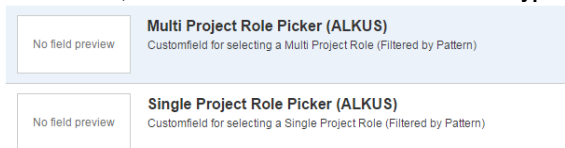
A list box for the Multi Project Role Picker. It has a blue border and a downward arrow on the right. The options are: Administrators, Developers (highlighted in blue), and Timesheet Approver.

On this page:

- [What is it?](#)
- [How to configure them ?](#)

How to configure them ?

When adding a new **Customfield**, select one of the two related **Customfield Types** :

A screenshot of the Customfield Types selection screen. It shows two options: 'Multi Project Role Picker (ALKUS)' and 'Single Project Role Picker (ALKUS)'. Both options have a 'No field preview' button and a description: 'Customfield for selecting a Multi Project Role (Filtered by Pattern)' and 'Customfield for selecting a Single Project Role (Filtered by Pattern)' respectively.

Then, you will be able to configure your customfield in order to filter the Project Roles allowed on selection.

Applicable contexts for scheme: [Edit Configuration](#)
Issue type(s):
Global (all issues)

Default Value: [Edit Default Value](#)

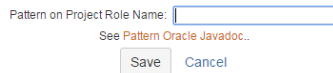
Pattern on Project Role Name: [Edit Pattern on Project Role Name](#)

Pattern on Project Role Description: [Edit Pattern on Project Role Description](#)

It can be done by using Regular Expressions (See [Pattern Oracle Javadoc](#)), on **Project Role Name**

Configure a RegExp Pattern for the field [Multi Project Role Picker]

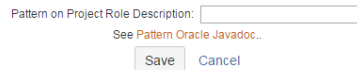
Define a Regular Expression Pattern on Pattern on Project Role Name.

A configuration screen for the 'Pattern on Project Role Name'. It has a text input field for the pattern, a 'See Pattern Oracle Javadoc...' link, and 'Save' and 'Cancel' buttons.

or on **Project Role Description**

Configure a RegExp Pattern for the field [Multi Project Role Picker]

Define a Regular Expression Pattern on Pattern on Project Role Description.

A configuration screen for the 'Pattern on Project Role Description'. It has a text input field for the pattern, a 'See Pattern Oracle Javadoc...' link, and 'Save' and 'Cancel' buttons.

- [Minyaa Suite](#)



Useful hint

See also ...