

# Available Worklog Reports

## Report: Workload Report (Issue Type)

**Description:**  
Workload Report  
Calculated Time Spent based on a specified Group Level.  
and split by Issue Type.

[Excel View](#)

Sums	Category	Author	Project	Issues	New Feature	Bug
					0,25	0,635
	My Projects				0,25	0,635
		Kaamelot Administrator			0,25	0,635
			Test		0,25	0,635
0,125				TST-2 Test		0,125
0,51				TST-1 Test 1		0,51
0,25				TST-3 Feature 1	0,25	

**Report Workload IssueType** displaying  
Spent Time by Issue Types.

- **workload-IssueType** Workload  
Report (Issue Type) :

## Report: Workload Report (Issue)

**Description:**  
Workload Report  
Calculated Time Spent based on a specified Group Level.  
(Aggregation available on Issues attributes)  
- Time Spent = Sum of entries of Users on the specified period  
- Cumulated = Sum of all entries of Users on all issues  
- Estimated = Sum of all Initially Estimated Time  
- Remaining Time : Sum of Remaining Estimated Time (entered or deduced)  
- Required Time : Cumulated + Remaining Time  
- Gap : Engaged - Planned

**Report Type** Category, Project, WorklogType, Category, Category, Category.  
**Start Date** Mon Jan 01 00:00:00 CET 2007  
**End Date** Mon Apr 30 12:00:00 CEST 2007

Category	Project	Worklog Type	Spent time	Cumulated	Estimated	Remaining Time	Required Time	Gap
			10,952	24,24	13,5	21,933	46,173	-32,673
MyCategory			10,952	24,24	13,5	21,933	46,173	-32,673
		Test	10,952	24,24	13,5	21,933	46,173	-32,673
		Studies	7,8	23,885	12,5	21,288	45,173	-32,673
		Development	1,146	21,979	2,5	11,152	33,131	-30,631
		Analysis	0,667	21,302	3,5	12,038	33,34	-29,84
		-	1,34	19,552		10,288	29,84	-29,84

**Reports Workload Project** is displaying  
Spent Time against Estimates.

- **WorkloadProject** Workload Report  
(Project) : Calculations are done,  
taking in account the spent Time of  
all project's issue, not only the  
identified one.
- **WorkloadOnPeriod** Workload  
Report on Period : Same as  
WorkloadProject, but taking in  
account only the spent Time of  
identified issues.
- **WorkloadIssueReport** Workload  
Report (Issue) : Same as  
WorkloadOnPeriod, but criteria may  
be selected one by one.

In theses reports, the information  
displayed are the following :












- **Time Spent** : Sum of entries of  
Users on the specified period
- **Cumulated** :Sum of all entries of  
Users on all issues
- **Estimated** :Sum of all Initially  
Estimated Time **for Issue  
concerned by the period  
(WorkloadIssueReport) or all  
issues (WorkloadProject)**
- **Remaining Time** :Sum of  
Remaining Estimated Time (entered  
or deduced)
- **Required Time** :Cumulated +  
Remaining Time
- **Gap** :Estimated - Planned

## Report: [Workload Report \(Issue Type\)](#)

### Description:

Workload Report  
Calculated Time Spent based on a specified Group Level.  
and split by Issue Type.

[Excel View](#) 

Sums	Category	Author	Project	Issues	 New Feature	 Bug
					0,25	0,635
	My Projects				0,25	0,635
		Kaamelot Administrator			0,25	0,635
			Test		0,25	0,635
0,125				   TST-2 Test		0,125
0,51				   TST-1 Test1		0,51
0,25				   TST-3 Feature 1	0,25	

**Report Workload WorklogType** displaying Spent Time, Estimate expressed in percent (Graphical or not).

- **workload-WorklogType** Workload Report (Worklog Type) :

- [Minyaa Suite](#)



### Useful hint

See also ...