

# Users From Selected Role


## What is it?


This customfield allow to identify a set of users depending on a selected role.

### On this page:

- [What is it?](#)
- [How to configure them ?](#)


**People**


Assignee:  Unassigned  
[Assign to me](#)

Reporter:  Administrator

Multi User from Selected Project Role: dev2, dev8, Developper 1, Developer 11

Role:

Votes:  0

Watchers:  1 [Stop watching this issue](#)

## How to configure them ?

When adding a new **Customfield**, select the Customfield Type **Multi Use from Selected Role** :

No field preview

**Multi User from Selected Project Role (ALKUS)**  
Customfield containing the list of Users of a selected Project Role (From another Customfield)

Then, you will be able to configure your customfield in order to identify the concerned **Project Roles** and how the identified users are rendered.

Applicable contexts for scheme: [Edit Configuration](#)  
Issue type(s):  
Global (all issues)

Default Value: [Edit Default Value](#)

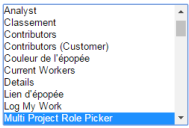
Field: [Edit Field](#)  
Multi Project Role Picker

Display Mode: [Edit Display Mode](#) Displayed as SHOW\_USERS

The identification of the Project Roles will be done by selecting any fields able to store a Project Role Name (a simple **Text** field or the **Project Role Picker**) :

Configure the User Field for the Custom field [Multi User from Selected Project Role]

Select the User Customfield to use for identifying the users.

User Field: 


Field to use in User Issue for identifying the users.

[Save](#) [Cancel](#)

The rendering of the identified Users can be done by applying different settings.

Configure the Display Mode for the field [Multi User from Selected Project Role]

Select the mode to use for displaying the identified users.

Display Mode:   
Mode to use for displaying identified users.

Hide Assignee Field: ☐ True  
☒ False  
Allows to hide the Assignee field in issue View screen. May be used when the User Field is linked the Assignee native field.

Display field if Empty: ☐ True  
☒ False  
Allows to display the field label even if it is empty. May be useful for the Assignee field in issue View screen. May be useful when the User Field is used for Assignment.

[Save](#) [Cancel](#)

- The Display Mode provides 4 modes of rendering
  - **SHOW USERS** : The Users members of the selected Project Roles
  - **SHOW ROLE** : Only the 1st select Project Roles are displayed
  - **SHOW GROUPS** : The Groups of the 1st selected Project Role
  - **SHOW BOTH** : A combination of **SHOW USERS** and **SHOW ROLE**
- Hide Assignee

- Display if empty

- [Minyaa Suite](#)



**Useful hint**

*See also ...*