

## Workload Report (Worklog Type)

## Configuration

**Workload Report (Issue)** is configured by selecting predefined **Report Types** giving criteria to use for the aggregation.

(See [related Concepts](#))

Aggregation based on WorklogType is available only for this report.

### On this page:


- Configuration
- Hierarchic View
- Flat View


## Report: Workload Report (Issue)


**Description:**  
 Workload Report  
 Calculated Time Spent based on a specified Group Level.  
 (Aggregation available on Issues attributes)


- Time Spent = Sum of entries of Users on the specified period
- Cumulated = Sum of all entries of Users on all issues
- Estimated = Sum of all Initially Estimated Time
- Remaining Time = Sum of Remaining Estimated Time (entered or deduced)
- Required Time = Cumulated + Remaining Time
- Gap = Engaged - Planned


---


Aggregation criteria:    
 Define the field to use Aggregation criteria in the report  
 In case of criteria select more than ones, only the first one is assumed.


Aggregation criteria:    
 Define the field to use Aggregation criteria in the report  
 In case of criteria select more than ones, only the first one is assumed.


Aggregation criteria:    
 Define the field to use Aggregation criteria in the report  
 In case of criteria select more than ones, only the first one is assumed.


Aggregation criteria:    
 Define the field to use Aggregation criteria in the report  
 In case of criteria select more than ones, only the first one is assumed.


Aggregation criteria:    
 Define the field to use Aggregation criteria in the report  
 In case of criteria select more than ones, only the first one is assumed.


Aggregation criteria:    
 Define the field to use Aggregation criteria in the report  
 In case of criteria select more than ones, only the first one is assumed.


Start Date:    
 Low limit date of entries. If not specified, begin of month of specified End Date.


End Date:    
 High limit date of entries. If not specified, end of current month.


Category:    
 Category on which report is generated (Optional)

Project:    
 Project on which report is generated (Optional)

Developer:    
 Developer having entered the time spent

Report Unit:    
 Report Unit used to display Time Spent


Id. shown:    
 If selected, the Issue Key is shown (i.e. KAAM-1).











Summary shown:    
 If selected, the Issue Summary is shown. (Defaultly assumed if Issue Key not shown)

## Hierarchic View

**Report: Workload Report (Worklog Type)**

**Description:**  
 Workload Report  
 Effective Estimate is Max(Original Estimate, (Remaining Estimate + Spent Time))  
 Graphical mode displays relative value (% against effective estimate) :  
 - Original Estimate  
 - Estimate (remaining)  
 - Typed Worklog

[Excel View](#) 

| Category        | Author                     | Project   | Issues  |
|-----------------|----------------------------|---|---|
|                 |                            |   |  |
| [-] My Projects |                            |   |  |
|                 | [-] Kaamelot Administrator |   |  |
|                 |                            | [-] Test  |  |
|                 |                            |  TST-2 Test      |  |
|                 |                            |  TST-1 Test 1    |  |
|                 |                            |  TST-3 Feature 1 |  |

### Flat View

Report: [Workload Report \(Worklog Type\)](#)

Description:

Workload Report  
Effective Estimate is Max(Original Estimate (Remaining Estimate + Spent Time))  
Graphical mode displays relative value (% against effective estimate)  
- Original Estimate  
- Estimate (remaining)  
- Typed Worklog

[Excel View](#)

| Category    | Author                 | Project | Issues  | Effective Estim. | Original Estim. | Remaining Estim. |       |       |
|-------------|------------------------|---------|---|------------------|-----------------|------------------|-------|-------|
| My Projects | Kaamelot Administrator | Test    |   TST-2 Test      | 10               | 10              | 9,875            | 0,125 |       |
| My Projects | Kaamelot Administrator | Test    |   TST-1 Test.1    | 1,51             |                 | 1                | 0,344 | 0,167 |
| My Projects | Kaamelot Administrator | Test    |   TST-3 Feature 1 | 0,25             |                 |                  |       | 0,25  |

- [Minyaa Suite](#)



Useful hint

*See also ...*