

# Available Worklog Reports

## Report: [Workload Report \(Issue Type\)](#)

**Description:**

Workload Report  
 Calculated Time Spent based on a specified Group Level.  
 and split by Issue Type.

[Excel View](#)

Sums	Category	Author	Project	Issues	New Feature	Bug
					0,25	0,635
	My Projects				0,25	0,635
		Kaarmelot Administrator			0,25	0,635
			Test		0,25	0,635
0,125				TST-2 Test		0,125
0,51				TST-1 Test 1		0,51
0,25				TST-3 Feature 1	0,25	

**Report Workload IssueType** displaying Spent Time by Issue Types.

- **workload-IssueType** Workload Report (Issue Type) :

## Report: [Workload Report \(Issue\)](#)

**Description:**

Workload Report  
 Calculated Time Spent based on a specified Group Level.  
 (Agregation available on Issues attributs  
 - Time Spent = Sum of entries of Users on the specified period  
 - Cumulated = Sum of all entries of Users on all issues  
 - Estimated = Sum of all Initially Estimated Time  
 - Remaining Time : Sum of Remaining Estimated Time (entered or deduced)  
 - Required Time : Cumulated + Remaining Time  
 - Gap : Engaged - Planned

**Report Type** Category, Project, WorklogType, Category, Category, Category.  
**Start Date** Mon Jan 01 00:00:00 CET 2007  
**End Date** Mon Apr 30 12:00:00 CEST 2007

Category	Project	Worklog Type	Spent time	Cumulated	Estimated	Remaining Time	Required Time	Gap
			10,952	24,24	13,5	21,933	46,173	-32,673
MyCategory			10,952	24,24	13,5	21,933	46,173	-32,673
		Test	10,952	24,24	13,5	21,933	46,173	-32,673
		Studies	7,8	23,885	12,5	21,288	45,173	-32,673
		Development	1,146	21,979	2,5	11,152	33,131	-30,631
		Analysys	0,667	21,302	3,5	12,038	33,34	-29,84
		-	1,34	19,552		10,288	29,84	-29,84

**Reports Workload Project** is displaying Spent Time against Estimates.

- **WorkloadProject** Workload Report (Project) : Calculations are done, taking in account the spent Time of all project's issue, not only the identified one.
- **WorkloadOnPeriod** Workload Report on Period : Same as WorkloadProject, but taking in account only the spent Time of identified issues.
- **WorkloadIssueReport** Workload Report (Issue) : Same as WorkloadOnPeriod, but criteria may be selected one by one.

In theses reports, the information displayed are the following :












- **Time Spent** : Sum of entries of Users on the specified period
- **Cumulated** : Sum of all entries of Users on all issues
- **Estimated** : Sum of all Initially Estimated Time **for Issue concerned by the period (WorkloadIssueReport) or all issues (WorkloadProject)**
- **Remaining Time** : Sum of Remaining Estimated Time (entered or deduced)
- **Required Time** : Cumulated + Remaining Time
- **Gap** : Estimated - Planned

**Report: [Workload Report \(Issue Type\)](#)**

**Description:**

Workload Report  
Calculated Time Spent based on a specified Group Level  
and split by Issue Type.

[Excel View](#) 

Sums	Category	Author	Project	Issues	 New Feature	 Bug
					0,25	0,635
	[-] My Projects				0,25	0,635
		[-] Kaamelot Administrator			0,25	0,635
			[-] Test		0,25	0,635
0,125				   TST-2 Test		0,125
0,51				   TST-1 Test 1		0,51
0,25				   TST-3 Feature 1	0,25	

**Report Workload WorklogType** displaying Spent Time, Estimate expressed in percent (Graphical or not).

- **workload-WorklogType** Workload Report (Worklog Type) :

- [Minyaa Suite](#)

 **Useful hint**

See also ...