

Workflow Editor

This Workflow Editor is not really a new editor. It is more a new interface of the native Text Mode editor, but extended with additional features.

Objectives

Its 2 objectives are :

- To be able to have a better view of real Workflow Concepts,
- To dispose some additional feature in the Workflow edition

How to switch to this enhanced Workflow Editor ?

When you are editing a Workflow in Text mode, you are able to switch from this Text mode to this Enhanced Text Mode by clicking on **Enable Alkaes Editor** :

Diagram

Text

Export ▾

Enable Alkaes Editor

Step Name (id)

Linked Status









This switch is not permanent ... after each operation, you are back to the native mode.

A better view of Workflow Concepts ...

The Initial Transition is directly available from this screen ...	<div><div>Step Name (id)</div><div>Linked Status</div><div>Transitions (id)</div></div> <div><div>Initial Transition</div><div>NONE</div><div>Create (1) >> OPENED</div></div>
Recursive Transitions are identified with target status named ITSELF	<div><div>Needs Revision (10)</div><div>TIMESHEET NEEDS REVIEW</div><div>Working revisions done (101) >> VALIDATION IN PROGRESS</div><div>Request Revision (21) >> ITSELF</div></div>
Global Transitions are grouped in dedicated section with the Status ANY as initial Status	<div><div>Global Transition</div><div>ANY</div><div>Reopen (41) >> OPENED</div></div>
Common Transitions are also grouped in their own section with MANY as initial Status., but also available from	<div><div>Common Transition</div><div>MANY</div><div>Validate (81) >> ITSELF</div><div>Submit (51) >> VALIDATION IN PROGRESS</div></div>

On this page:

- [Objectives](#)
- [How to switch to this enhanced Workflow Editor ?](#)
- [A better view of Workflow Concepts ...](#)
- [More features to design your workflow ...](#)
- [Some sample ...](#)

<p>Automatic Action and Auto-Transitions are identified by a dedicated icon :</p> <ul style="list-style-type: none">  for Automatic Action  for Auto-Transitions 	<div> <div>Validation in Progress (7)</div> <div>TIMESHEET SUBMITTED</div> </div> <div> <div>  All Worklog validated (31) </div> <div>  </div> </div> <div> <div>  Worklog Revision Required (91) </div> <div>  </div> </div> <div> <div>  Ask for closure (71) </div> <div>  </div> </div>
---	---

More features to design your workflow ...

Level	Operations available	Objectives
Step	Add Transition	Native operation for adding a new Transition
Step	Delete Transitions	Native operation for deleting a Transition from current Step
Step	Edit	Native operation for editing a Transition
Step	View Properties	Native operation for viewing Step Properties
Step	Delete Step	Native operation for deleting a Step (without incoming Transition)
Transition	Move as Global	Transform any Common or Step Transition into a Global Transition
Transition	Move as Common	Transform any Global or Step Transition into a Common Transition
Transition	Copy Transition	Copy any Common or Step Transition into a new Transition
Transition	Qualify as Recursive	Qualify as Recursive any Non Recursive Transition (excepted Initial transition)
Transition	Unqualify as Recursive	Unqualify Recursive Transition any Recursive Transition
Transition	Qualify as Auto-Action by Engine	Qualify as Auto-Action by Engine any Transition (excepted Initial and Common Transition)
Transition	Unqualify as Auto-Action by Engine	Unqualify any Auto-Action by Engine Transition
Transition	Qualify as Auto-Action by Tiers	Qualify as Auto-Action by Tiers any Transition (excepted Initial Transition)
Transition	Unqualify as Auto-Action by Tiers	Unqualify any Auto-Action by Tiers Transition

Some other new operation may be implemented in future releases.

Some sample ...

Applied on the Workflow implemented in Minyaa Timesheet, the view of the Workflow is more clear.

Native Editor	Enhanced Editor
---------------	-----------------

